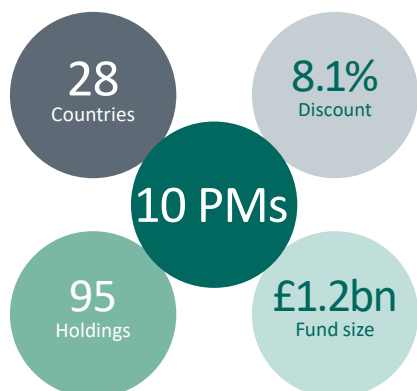


31 August 2021



KEY FACTS

Investment Objective

Long-term capital appreciation

Investment Style

Bottom-up, fundamental stock selection to build a long-only portfolio of high-quality companies in global emerging markets.

Fund Inception Date July 1989

Fund Domicile Guernsey

Base Currency GBP

Fund Size £1,174 million

Number of Holdings 95

Countries Represented 28

Median Market Cap US\$15 billion

Weighted Avg. Market Cap US\$124 billion

Benchmark MSCI EM (TR) Index

Average Holding Period 5 years

Active Share 73%

Shares Outstanding 121,466,754

NAV (Cum Income) 966.7p

NAV (Ex Income) 952.5p

Share Price 888.0p

Valuation Frequency Daily

Bloomberg GSS LN

ISIN GG00B4L0PD47

SEDOL B4L0PD4 GB

Management Fee 90 bps p.a.

Total Expense Ratio 105 bps p.a.

Financial Calendar

Interim Results February

Annual Results September

Annual General Meeting November

Dividends Paid December

INVESTMENT PHILOSOPHY

We believe that excellent long-term investment performance in global Emerging Market equities can be best delivered by working as a team to make investments in quality businesses at attractive prices.

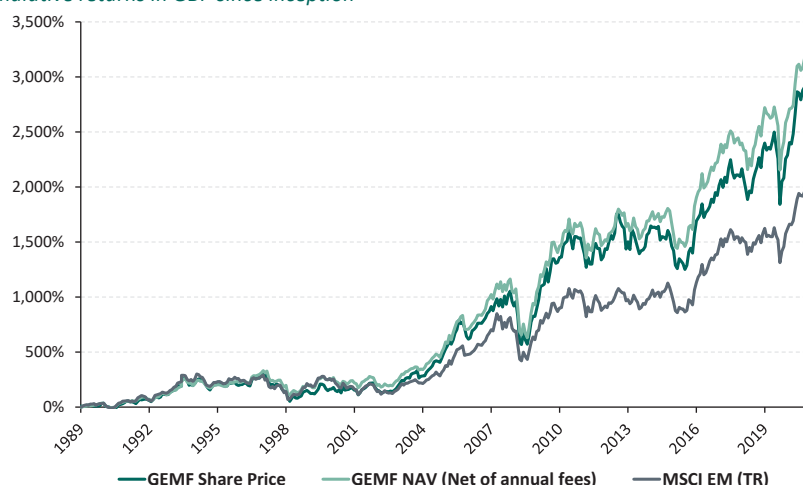
INVESTMENT APPROACH

Our emerging markets investment thesis is based on conviction of the faster growth potential of low- and middle-income economies due to demographics and economic convergence, and the inefficient pricing in these markets.

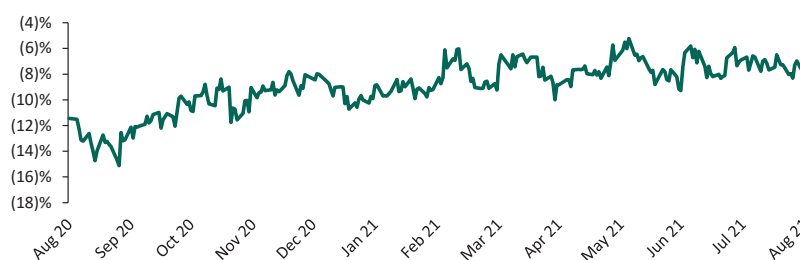
Our investment process is structured to enable a cohesive team of experienced portfolio managers to generate fundamental research insights and, subject to rigorous challenge, express those insights in the portfolio. ESG factors are fundamental to the process. As long-term investors, we believe the sustainability of our portfolio companies' business practices and their impact on all constituents including the environment, society, employees and shareowners are integral to the assessment of quality in our investments.

LONG-TERM PERFORMANCE

Cumulative returns in GBP since inception



DISCOUNT/PREMIUM



ANNUALISED RETURNS

	Share Price	Fund Gross	Fund Net	MSCI EM	Price Excess Return	Net Excess Return
1 Month†	1.7%	3.2%	3.1%	3.7%	(2.0)%	(0.6)%
3 Months†	(3.7)%	(2.1)%	(2.4)%	0.1%	(3.7)%	(2.5)%
Year to Date†	(0.2)%	0.6%	(0.1)%	2.4%	(2.6)%	(2.4)%
1 Year	18.2%	14.9%	13.8%	15.6%	2.6%	(1.8)%
3 Years	10.9%	10.7%	9.5%	8.2%	2.7%	1.3%
5 Years	10.2%	10.5%	9.2%	9.7%	0.5%	(0.5)%
Since Inception	11.1%	13.3%	11.4%	9.8%	1.3%	1.5%

†Not Annualised. Genesis Emerging Markets Fund vs. MSCI EM (TR) Index

Source: Genesis Investment Management, LLP

Please see important regulatory and risk information at the end of this document

31 August 2021

PORTFOLIO OVERVIEW					
TOP 10 HOLDINGS				SECTOR EXPOSURE	
Taiwan Semiconductor	Taiwan	IT	6.7%	Consumer Discretionary	21.4%
Tencent	China	Communication Services	3.8%	Consumer Staples	19.3%
Heineken	Netherlands	Consumer Staples	3.2%	Financials	19.3%
Alibaba	China	Consumer Discretionary	3.1%	IT	14.0%
Samsung Electronics	South Korea	IT	2.9%	Communication Services	13.3%
Sberbank	Russia	Financials	2.6%	Health Care	5.5%
Naspers	South Africa	Consumer Discretionary	2.4%	Real Estate	2.2%
AIA Group	China	Financials	2.2%	Materials	1.8%
Yandex	Russia	Communication Services	2.0%	Industrials	1.2%
Bidcorp	South Africa	Consumer Staples	1.7%	Investment Companies	0.5%
Total Top 10 Holdings			30.7%	Cash	1.5%
				Total Portfolio	100.0%

GEOGRAPHICAL EXPOSURE							
ASIA		EUROPE		MIDDLE EAST & AFRICA		LATIN AMERICA	
China	27.4%	Russia	6.5%	South Africa	6.7%	Mexico	3.9%
India	10.9%	Netherlands	3.2%	Nigeria	1.3%	Brazil	2.8%
South Korea	7.6%	Switzerland	1.7%	Jordan	1.0%	Argentina	1.0%
Taiwan	6.7%	Germany	1.7%	Kenya	0.6%	Peru	0.7%
Thailand	2.6%	Greece	1.4%	Mauritius	0.2%	Other†	1.2%
Indonesia	2.3%	Hungary	1.2%	Saudi Arabia	0.2%		
Philippines	1.9%	Romania	1.1%				
Vietnam	1.4%	Turkey	1.0%				
Malaysia	0.4%						
Total Asia	61.2%	Total Europe	17.9%	Total MEA	9.9%	Total LatAm	9.5%
						Cash	1.5%

† Includes US-listed LiLAC

IMPORTANT REGULATORY AND RISK INFORMATION

This document is issued by Genesis Investment Management, LLP ("Genesis") which is authorised and regulated by the Financial Conduct Authority ("FCA"). Registered office: 16 St James's Street, London, SW1A 1ER. Registered in England and Wales, number OC306866. A member of the Investment Association.

All investments and services mentioned are directed at persons who are Professional Clients or Eligible Counterparties as defined by the FCA and to persons falling within the Financial Services and Markets Act 2000 (Promotion of Collective Investment Schemes) (Exemptions) Order 2001 and should not be relied upon by Retail Clients. It does not constitute investment advice and should not be used as the basis of any investment decision, nor should it be treated as a recommendation for any investment. Under no circumstances should any part of this document be construed as an offering or solicitation. Any such offer or solicitation may be made only by means of the delivery of a confidential offering memorandum, which will contain material information not included herein and shall supersede, amend, and supplement this document in its entirety. Information contained in this document is accurate only as of its date, regardless of the time of delivery or of any investment, and does not purport to be complete, nor does Genesis undertake a duty to update the information set forth herein.

Past performance should not be relied upon as a guide to future performance, which is not guaranteed. The value of investments can go down as well as up and there is no guarantee that you will get back the amount originally invested. Certain market and economic events having a positive impact on performance may not repeat themselves. Performance results may be based on unaudited, preliminary information and are subject to change. Your investment should be viewed as long term. Genesis invests in emerging markets which tend to be more volatile than more established stock markets and therefore your investment is at greater risk. You should be aware that currency movements can affect the value of your investment. Other risk factors such as political and economic conditions should also be considered.

This document has been prepared by Genesis on the basis of information and sources believed to be reliable. However, these sources cannot be guaranteed as to their accuracy or completeness. This document is not intended for distribution to any other person and may not be reproduced or redistributed in whole or in part without the prior written consent of Genesis. Statistical Sources for Fund Net Performance – Genesis' own records. NAV to NAV. Net of all expenses, including management fees and tax suffered. NAV is the cum income NAV. Net income reinvested. Fund Gross Performance – Genesis' own records. Gross of management, custodial and administration fees but after all trading commissions and transaction costs. Returns are calculated net of withholding taxes on dividends, interest income and capital gains. All Fund data are at 31 August 2021 unless stated otherwise. Index Performance – Calculated by Genesis based upon index values supplied by MSCI. The returns of market indices are provided in this document for comparison purposes only and the comparison does not mean that there necessarily will be a correlation between the return of the fund and the indices shown. Other statistics in this document are from a variety of publicly available information obtained through Genesis' research.

The specific securities identified are not representative of all of the securities purchased, sold or recommended for clients. It should not be assumed that an investment in the securities identified has or will be profitable.

For information on how Genesis processes personal data please refer to our Privacy Notice at www.giml.co.uk.

CONTACT

Genesis Investment Management, LLP
16 St James's Street
London SW1A 1ER
United Kingdom
www.giml.co.uk

Nick Archer
archer@giml.co.uk
+44 (0)20 7201 7376

Martina Jersakova
jersakova@giml.co.uk
+44 (0)20 7201 7377

BROKERS

JP Morgan Cazenove
+44 (0)20 7742 4000

Jefferies International Ltd
+44 (0)20 7029 8000